

Citizen-Generated Data (CGD)

A Toolkit for Data Production



NGO Federation of Nepal



Partners for Review



Nepal Relief Committee (NRC)



YOUTH ADVOCACY NEPAL
युथ एडवोकेसी नेपाल



Citizen-Generated Data (CGD)

A Toolkit for Data Production



YOUTH ADVOCACY NEPAL
युथ एडवोकेसी नेपाल



Citizen-Generated Data (CGD)

A Toolkit for Data Production

Published by

NGO Federation of Nepal

Supported by

GIZ

Printed by

VSO

Publication Year

2022

Design and Layout

Mr. Nirmal Gaire

Acknowledgements



Developed as a pilot phase, this toolkit is prepared for the wider use by civil society in public policy discourse on Sustainable Development Goals (SDGs). The toolkit presents both the theoretical concept of citizen-generated data (CGD) and the knowledge sharing on overall development discourse coming out of people's voices, experiences and life stories.

We would like to extend our sincere gratitude to Dr Padma Prasad Khatiwada for leading the preparation of this toolkit and to Dr Sanjay Hamal and Janak Raj Hamal for field reviews and contribution. I also would like to thank Arjun Bhattarai, Secretary General for overall coordination and Hum Bhandari, Executive Director of NFN for coordination, framing and editing this toolkit. Thanks are due to Narendra Khatiwada, President of Youth Advocacy Nepal, Sanila Gurung and Kalpana Rai, Programme Director and SDG Campaign Officer respectively of Beyond Beijing Committee (BBC) Nepal and Suran Maharjan, representing both Nepal's Leave No One Behind Coalition and VSO for their overall support in preparing this toolkit. We are equally thankful to focus group discussion participants and key informants for their valuable inputs, suggestions and feedback on the contents of the toolkit.

This toolkit preparation was supported as a national level follow-up project to a global initiative titled "Inclusive SDG Data Partnerships", taking place between September 2020 to March 2022, co-organised by Deutsche Gesellschaft für Internationale Zusammenarbeit (GIZ) / Partners for Review, the Leave No One Behind Partnership and the Danish Institute for Human Rights. In leadership of the NGO Federation Nepal, other organisations namely VSO / LNOB Partnership Nepal, Youth Advocacy Nepal, and Beyond Beijing Committee (BBC) Nepal worked together for this initiative. In this process, key stakeholders in Nepal were engaged to reflect, share and learn about the data ecosystem in SDG monitoring.

Valuable ideas shared by Mr. Ram Hari Gaire - Director of Central Bureau of Statistics, Mr. Yadu Nath Acharya - Program Director of National Planning Commission, and Mr. Nawa Raj Sapkota - Joint Secretary of NHRC Nepal in course of various events were useful in enriching ideas and understanding about the CGD and have been incorporated here.

The piloting of CGD and preparation of this toolkit followed UNSD's guidelines on Citizen Generated Data (CGD). This toolkit is indeed a result of a series of discussion and deliberations at the international level. We are grateful and highly appreciate the continuous engagement and contribution by Mona-Lisa Limbach and Joern Geisselmann from Partners for Review/GIZ, Haoyi Chen from the United Nations Statistics Division, Peter Koblowsky from International Civil Society Centre, and Saionara Reis from the Danish Institute of Human Rights.

Ram Prasad Subedi

President, NGO Federation of Nepal

Abbreviations



CGD	Citizen Generated Data
SDG	Sustainable Development Goal
CSO	Civil Society Organization
GIZ	Deutsche Gesellschaft für Internationale Zusammenarbeit
VSO	Voluntary Service Overseas
SDSN	Sustainable Development Solutions Network
CSC	Community Score Card
FGD	Focus Group Discussion
KII	Key Informant Interview
NPC	National Planning Commission
NFN	NGO Federation of Nepal
GEM	Gender Empowerment Measure
SRHR	Sexual and Reproductive Health Rights
GBV	Gender Based Violence
LNOB	Leave No One Behind

Table of Content



PART ONE: INTRODUCTION TO THE TOOLKIT	1
General background	1
CGD Toolkit initiators in Nepal	1
Methodology	1
Selection of Indicators: CSO Perspective	1
Scope of citizen-generated data for this toolkit	2
Use of citizen-generated data	3
What does the toolkit serve?	3
Who are the users of the Toolkit?	3
Steps to operationalize the Toolkit for public policy	4
PART II: CITIZEN-GENERATED DATA (CGD)	5
(A Toolkit for Data Production)	5
What is data?	5
Who collects data?	6
Sources of Data on SDGs	6
What is CGD?	8
Why CGD?	8
How to collect data/CGD?	9
How to use the Toolkit	9
PART III: CGD ON SDG 5 AND 16 (NEPAL CONTEXT)	16
Nepal's Commitment to SDGs	16
Nepal SDGs: Targets and Indicators	16
Policy Context/Environment	16
Goal 5: Gender Equality and Women Empowerment	17
Progresses on Goal 5	17
Voices of the Community People	20
PART IV: LESSONS LEARNED AND CONCLUSIONS	32
Lessons Learned and opportunities	32
Conclusion	32

PART ONE:



INTRODUCTION TO THE TOOLKIT

General background

The 2030 Agenda for Sustainable Development states that civil society and civil society organizations (CSOs) are integral parts of the implementation and monitoring of the SDGs. Civil society and CSOs can observe and assess the situation and generate data and information. Any data, information, people's or community people's voice generated by civil society is known as citizen-generated data (CGD)¹. A key defining factor of CGD is that data are actively given/produced by citizens, providing direct representations of their perspectives and an alternative to datasets collected (DataShift, 2015, p).

This toolkit stands at a pilot phase and attempts to define CGD and its variations or approaches in a comprehensive manner. It aims to facilitate people or their organizations to produce data, and cross-check the data collected by the government as well as inter-governmental, multi-lateral, bilateral or international/domestic organisations or research institutes. Ultimately, CGD aims to support people in demanding or driving change on issues that affect their lives.

This Toolkit is developed to facilitate production of quality CGD and thereby enable its production, use and recognition in public policy and contribution to official statistics. The processes here described are in line with the principles and requirements covered by the United Nations National Quality Assurance Framework for Official Statistics (NQAF).²

CGD Toolkit initiators in Nepal

NGO Federation of Nepal, Beyond Beijing Committee Nepal, Youth Advocacy Nepal, and VSO on behalf of Leave No One Behind Nepal Coalition have been closely working on CGD under the joint project of GIZ / Partners for Review (P4R), the Danish Institute for Human Rights and the International Civil Society Centre: "Inclusive SDG Data Partnerships"³. The project under which this toolkit was produced was funded by GIZ / Partners for Review.

Methodology

This toolkit is prepared after series of consultations made with government officials, CSO leaders, campaigners and experts. In this process, key stakeholders in Nepal were engaged to reflect, share and learn about the data ecosystem in SDG monitoring. Prepared as a pilot, this toolkit follows UNSD's guidelines on Citizen Generated Data (CGD). Inputs and experiences collected from youth capacity building workshop organized by Youth Advocacy Nepal (YAN) and community consultations organized by Beyond Beijing Committee (BBC) have also been incorporated in this document.

Selection of Indicators: CSO Perspective

The following are the major indicators selected for the advocacy on behalf of CSOs.

-
- 1 DataShift (2015). What is citizen-generated data and what is the DataShift doing to promote it? Available at: http://civicus.org/images/ER%20cgd_brief.pdf
 - 2 Even though NQAF has been mostly framed as a tool for official statistics, the UN NQAF Manual has suggested that the same quality assurance framework is to be used by members of the extended data ecosystem. Paragraph 2.4(f). Available at <https://unstats.un.org/unsd/methodology/dataquality/>
 - 3 See the project learning report here: <https://voicescount.org/wp-content/uploads/sites/34/2021/07/Inclusive-SDG-Data-Partnerships-Report-web.pdf>

SDG 5: Achieve gender equality and empower all women and girls

Wage equality, GEM, physical/sexual violence, labour force participation, domestic work by women, seats held by women in parliaments and governments, women's participation in decision making, SRHR, women's ownership of property

SDG 16: Promote peaceful and inclusive societies for sustainable development, provide access to justice for all and build effective, accountable and inclusive institutions at all levels

Proportion of population subjected to physical, psychological or sexual violence, victims of human trafficking reporting victimisation, transparency, accountability, and corruption in public, good governance, people's perception on corruption, proportions of decision-making positions held by women in public institutions.

The data collected through desk review and consultations were cross-verified from the Citizen voice collected from the field. For collecting the data, Sindhupalchok district of Bhotekoshi Rural Municipality ward numbers 2, 3 4, and 5 of Bagmati Province and Dhanusha District of Mukhiyapatti Musaharniya Rural Municipality of Madesh Province were purposively selected. Focus Group Discussions (FGDs) and Key Informant Interviews (KIIs) were conducted to generate the data. The participants voluntarily participated in the discussion. Since, the objective of this field visit was to collect the participants' voices keeping Sustainable Development Goals (SDGs) 5 and 16 into consideration, accordingly overarching and guiding questions were developed. Keeping each target and their respective indicators in consideration, specific themes were developed for each goal and indicator (of Goal 5 and 16). The themes guided the framing of the questions. Three sets of questions were developed for three specific groups namely: community people (female), youths, and elected representatives to understand their perspectives on Goal 5 and 16. The questions were put in a matrix and asked in Nepali not to lose the originality and essence of each goal and indicator.

The interviews were recorded to maintain the accuracy of the voices and places and participants photographed to ensure the credibility of the report. The data were collected in two phases: the first phase of data collection was done from 28-31 December 2021 in Sindhupalchok, the second phase of data collection was carried out from 26-28 January 2022 in Dhanusha District.

The data (voices) obtained from the field were categorized according to the related goals and indicators of Goal 5 and 16.

Scope of citizen-generated data for this toolkit

Currently there is no internationally agreed definition for citizen-generated data. Some refer to it as “a problem-focused type of data that can take many forms, often framed around people collaborating to collect data they need to understand and tackle a problem that affects them.”⁴ A narrower definition has been adopted as “data produced by non-state actors under the active consent of citizens to tackle social issues explicitly.”⁵ The former seems to hint that citizen-generated data can cover any topic, social or beyond (possibly environment), as long as it is to solve a problem and is based on input from people/individuals. Another specific variation of CGD is “Community-Driven Data”, which is data that is produced by marginalised⁶ communities or the organisations representing them, being used to monitor and reflect their situation against specific indicators, and to demand/drive change on issues that affect them.⁷

The scope of this work takes a broad approach that covers data produced “by the public”, based on “voluntary contributions” for “knowledge production”, which has been adopted by SDSN.⁸

4 [https://www.data4sdgs.org/initiatives/citizen-generated-data-task-team#:~:text=Citizen%2Dgenerated%20data%20\(CGD\),that%20can%20take%20many%20forms.&text=CGD%20can%20include%20monitoring%20the,issues%2C%20or%20collecting%20spatial%20data.](https://www.data4sdgs.org/initiatives/citizen-generated-data-task-team#:~:text=Citizen%2Dgenerated%20data%20(CGD),that%20can%20take%20many%20forms.&text=CGD%20can%20include%20monitoring%20the,issues%2C%20or%20collecting%20spatial%20data.)

5 <https://paris21.org/cgd>

6 Refers to communities/populations who experience marginalisation and/or discrimination based on work, descent, income, age, sex, disability, race, ethnicity, origin, religion or economic or other status within a country.

7 For further reference see: <https://voicescount.org>

8 *Advancing sustainability together: citizen-generated data and the Sustainable Development Goals*, Lammerhirt et. al., 2019

Use of citizen-generated data

Achieving the SDGs requires that progress and challenges are effectively monitored and reported. Data on and produced by marginalized communities can pinpoint where implementation is on track, where progress is uneven, and where new approaches and attention are needed. Existing official statistics are not enough to meet these monitoring and reporting needs. To fill the gap, alternative data sources such as CGD can complement official statistics and become a crucial element for policy development for the SDGs. In this sense, CGD is at the heart of core principles of the 2030 Agenda, including leaving no one behind, being inclusive and giving voice to the people, and building a multistakeholder partnership.⁹

CGD can give voice to people and enable their rights. Concretely, it is useful to:

- Complement official statistics, spotlighting gaps and indicating solutions;
- Provide insights into aggregated data from official statistics to monitor progress and challenges on SDGs implementation at the community level thereby supporting efforts to leave no one behind;
- Improve documentation of the living experiences of marginalized people and monitor the level of recognition and implementation of their rights;
- Provide evidence to support communities and CSOs in advocating and claiming people's rights.

What does the toolkit serve?

The Toolkit covers key elements of the CGD data production process that should be considered and documented, for each of the eight phases of the statistical business process as specified by the Generic Statistical Business Process Model (GSBPM)¹⁰. The eight phases include specifying needs, design, build, collect, process, analyse, disseminate and evaluate. For each of the key elements, a list of items is provided on what to consider when planning a CGD collection and how to document the steps taken. Examples will be provided for each key element to guide CGD producers.

Therefore, the Toolkit can serve **two purposes for CGD producers**:

- A checklist of items to consider when planning the CGD collection
- A framework to document what has been done and identify areas that are in line with the quality requirements for official statistics and areas that deviate from what is required for official statistics.

Who are the users of the Toolkit?

CGD are collected for various objectives that can be categorized into 4 broad levels:^{11,12}

- Level 1: Increasing public understanding (community engagement and education)
- Level 2: Carrying out scientific studies and research
- Level 3: Using data to inform legal and policy actions
- Level 4: Using data to give (marginalised) citizens a platform, increasing their agency

9 Lessons learned report: advancing inclusive sdg data partnerships, GIZ/Partners for Review, Danish Institute for Human Rights and International Civil Society Centre, 2021. Available at: <https://www.humanrights.dk/publications/lessons-learned-report-advancing-inclusive-sdg-data-partnerships>

10 Generic Statistical Business Process Model (GSBPM) version 5.1, January 2019. Available at <https://statswiki.unece.org/display/GSBPM/GSBPM+v5.1>

11 Handbook for Citizen Science Quality Assurance and Documentation, March 2019, EPA

12 See also: <https://voicescount.org>

The quality standard requirements increase as the CGD collection objective moves from Level 1 to Level 4. This Toolkit targets producers who aim to have their data used for public policy and contribute to the official statistics (Level 3).

Steps to operationalize the Toolkit for public policy

This toolkit broadly aims to contribute for the public policy and the goal is the enhanced recognition of the data collected by CSOs and their use in policy change. For this, the following steps are visualised:

- *Organizing exchange meetings with CSOs, NSOs and national policymaking entities such as the planning ministry and SDG units*
- *Building capacity of*
 - o *civil society organisations in using the Toolkit, including accompanying training on basic data collection principles and good practices; and guide on leveraging the relative advantages of CGD (e.g., close tie to the citizens and vulnerable and marginalised groups)*
 - o *National Statistical Offices to better understand the type of citizen generated data, how to engage with civil society to fill in data gap, why and how data are collected, advantage and proven experience in CGD contributing to SDG monitoring*
- *Documenting, compiling and disseminating successful cases of using CGD for policymaking.*

PART II:



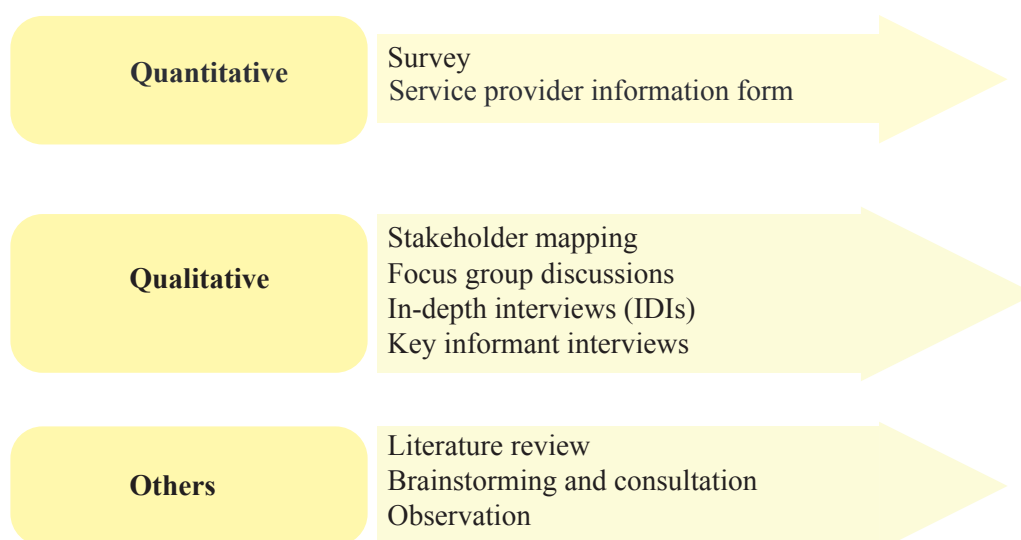
CITIZEN-GENERATED DATA (CGD)

(A Toolkit for Data Production)

What is data?

Data in simple term is any piece of information which is collected, stored, and processed to produce and validate original research results.¹³ In any research, data is or are used to prove or disprove a theory, bolster claims made in research, or to further the knowledge around a specific topic or problem.¹⁴ Data come in many different formats and are gathered using a wide variety of methodologies. Data mainly explore how to fit into the scholarly research process.

Where do data come from?



Citizen-generated data (CGD), such as community-driven data, citizen science data, people's score card are flourishing globally both in filling data gaps for sustainable development goals (SDGs) and in encouraging the participation of citizens, civil societies and community-based organisations in producing data for public policy more broadly. The process of producing citizen generated data, usually heavily driven and participated by citizens, is a great channel for data collectors and governments to engage and connect with their stakeholders, i.e., citizens. In many cases, CGD help to identify the vulnerability of marginalized and disadvantaged population groups. Engagement of citizens also helps improve transparency and accountability of government.

Citizen-generated data, when properly collected and utilized, can help enhance relevance, reduce respondent burden, increase efficiency and produce more timely and disaggregated statistics. The official statistical community, which is often tasked with producing high quality data for policymaking, increasingly recognizes the value of citizen-generated data. However, concerns over lack of quality standards have created barriers to their extensive use for policy making.

13 https://library.leeds.ac.uk/info/14062/research_data_management/61/research_data_management_explained.

14 <https://libguides.maclester.edu/data1>.

Who collects data?

National Statistical System (NSS)
Academics/Universities/Research organisations/Researchers
UN agencies and its parts
Multilateral/Bilateral agencies
I/NGOs
Private sectors

As a first step to help break this barrier, a quality assurance Toolkit is produced for citizen generated data producers. The Toolkit provides a framework to plan and document the process of data collection, processing, analysis and dissemination. When properly done, the documentation helps CGD producers better communicate the quality of collected data with the official statistical community, hence increases the likelihood of the CGD data being used to inform policy actions. It furthermore includes the key aspects of facilitation that ensures inclusion, diversity and meaningful participation of the respondents in the data collection process. The guideline for facilitator ensures that s/he can create a safe space for participants to promote participatory, inclusive and meaningful engagement of the respondents.

Sources of Data on SDGs

There are broadly two types of data based on their nature: quantitative data and qualitative data. Both types of data are obtained from broadly the primary and secondary sources. The major sources of these data are classified as statistical data, administrative data and innovative data. All types of these data have both strengths and limitations.

Source	Examples of Source	Strengths	Limitations
STATISTICAL DATA Collects data for the creation of official statistics. CBS: responsible entity.	Census	Universal, cross-country comparability, socio-economic characteristics, details data on small population groups	Infrequent, costly, difficult to administer, lack of information on causes and consequences, limited questions on migration, unreliable emigration and immigration data.
	Household surveys	Information on causes and consequences, flexibility with questions, possibility for timely data, can target specific groups	Issues with sample size and coverable, unreliable source of emigration data (e.g. where whole households have emigrated), can be costly, migration may not be main focus
ADMINISTRATIVE DATA Collects data primarily to support administrative processes rather than to produce official statistics.	Visa/residence/work permit	Data is already being collected on an ongoing basis, therefore inexpensive and usually timely, covers a broad range of issues	Definitions, coverable and availability are not comparable between countries or even among Ministries in the same country. Does not cover undocumented residents or irregular migration. Records registration processes not actual movements.
INNOVATIVE DATA	FGD, KII, Case Studies, social media, online navigator	Wider publicity	Validity and reliability

Source: Concept derived from IOM, 2019¹⁵

15 <https://publications.iom.int/books/migration-nepal-country-profile-2019>.

The indicator-based data in relation to SDGs are collected through various statistical and administrative sources whereas the qualitative information on the particular indicator, target or goal is obtained through case studies, focus group discussion, key informant interviews, field observation and social media, the quantitative data are obtained from population, agriculture, economic censuses, household surveys and administrative data.

Example of “Online tools for CGD collection” is the indigenous navigator. It has a built-in questionnaire for community-generated data. The questions are based on indicators which were developed based on human rights instruments, in this case specifically the UN Declaration on Indigenous Peoples’ Rights. The tool provides an interface for collecting data, printing answers and for exploring the results of the surveys.¹⁶

Main household surveys which collect SDG related data are the following:

- Nepal Demographic and Health Survey (NDHS)
- Nepal Multiple Indicator Cluster Survey (NMICS)
- Nepal Living Standard Survey (NLSS)

National Planning Commission (NPC) is the main government coordinating agency on SDGs. The NPC has been regularly updating and publishing the indicator-based status and progress on SDGs in Nepal. Following are the main SDG related documents published by NPC:

- NPC (2016). The “The Sustainable Development Goals Report 2016”. <http://sdg.npc.gov.np/en/resource/THE-SUSTAINABLE-DEVELOPMENT-GOALS-REPORT-2016-2016-AD/>
- NPC (2017). *Nepal’s Sustainable Development Goals St <https://sdgs.un.org/documents/vnr-2020-nepal-report-english-26262atus> and Roadmap: 2016-2030*. Kathmandu: National Planning Commission, Government of Nepal.
- NPC (2020). VNR 2020 Nepal Report. <https://sdgs.un.org/documents/vnr-2020-nepal-report-english-26262>.
- NPC (2021). *Nepal Sustainable Development Goals. Progress Assessment Report 2016-2019*. Kathmandu: Government of Nepal, National Planning Commission.
- NPC (2021). Nepal’s Roadmap for Peace, Just and Inclusive Society: A SDG 16 Plus Report. [SDG_16+_Report_final_version_June_28.pdf](#) (npc.gov.np).
- NPC (2021). दिगो विकास लक्ष्य स्थानीयकरण स्रोत पुस्तिका | NPC SDG - Resources

CSOs have also contributed a lot for producing SDG reports. Major publications are as follows:

- NFN / Nepal SDGs Forum (2021). Inclusion, Justice and Accountability: SDG 16 Report of Civil Society in Nepal
- NFN / Nepal SDGs Forum (2021). Nature in All Goals: Localization of Environmental Sustainable Development Goals (SDGs) in Nepal
- NFN / Nepal SDGs Forum (2019). State of National Implementation of SDGs in Nepal: Accelerating Localization of SDG 16 (Human Rights Perspective on SDGs)
- NFN / Nepal SDGs Forum (2020). Nepal Civil Society Perspectives on the 2030 Agenda for Sustainable Development: CSOs’ Voluntary National Review 2020
- NFN / Nepal SDGs Forum (2021). Nature in All Goals: Localization of Environmental Sustainable Development Goals (SDGs) in Nepal.

16 <https://indigenoustravel.org/>

- NFN / Nepal SDGs Forum (2017). Connecting People for Development Justice: Civil Society Report on Implementation of SDGs in Nepal, 2017
- BBC Nepal (2020). Status of the 2030 Agenda and SDGs Implementation in Nepal: Women CSOs' Perspectives
- गैरसरकारी संस्था महासंघ नेपाल (२०७४) । दिगो विकास एजेण्डा २०३० र दिगो विकास लक्ष्यहरुबारे जानकारी पुस्तिका ।
- नेपाल (२०७८) । सहभागिता, (दिगो विकास लक्ष्य र स्थानीयकरण विशेषाङ्क), पूर्णाङ्क ५५, २०७८ भदौ ।

What is CGD?


The voluntary and alternative datasets generated by citizens are an important form of open data for public governance in the sense that it facilitates collaborative action by various actors to tackle public issues (Meijer & Potjer, 2018). These data play a key role in bringing in new insights that can help to tackle problems as varied as inequality, discrimination, access, justice, etc., as is witnessed in the growing attention for citizens sensing because the process of data collection offers the opportunity for citizens to make their voices heard within democratic processes at the local level of government.



Why CGD?

- NSS: often tasked with producing high quality data for policymaking
- Recognition to the value of citizen-generated data
- Lack of quality standards have created barriers for their extensive use for policy making.
- 2030 agenda for SDG focuses the role of civil society and private sector.

How to collect data/CGD?



How to use the Toolkit

This toolkit contains a list of basic considerations that are crucial to keep the data quality in check. Column 1 corresponds to the over-arching process on quality management as well as the six phases of the Generic Statistical Business Process Model (GSBPM, v5.1).

Specific quality considerations are presented in Column 3, with accompanying questions to help better understand those quality considerations (Column 4). The quality considerations are mapped to the quality dimensions of the European Statistics Code of Practice (Column 2)¹⁷

The list is an adapted and shortened version of *Quality Indicators for the Generic Statistics Business Process Model (GSBPM) – for Statistics derived from Surveys and Administrative Data Sources*.¹⁸ Even though the original list was designed for official statistics, we consider that the same quality standard should also apply to non-official data if the intention of such data collection is for public policy purposes. The adaptation of the list was made to ensure it is relevant to citizen-generated data. The list was also shortened to cover broad areas and reduce response burden.

For CGD producers that are planning a new data collection, the list should be used as a guide for maintaining high quality of the entire data process; and for producing a report that documents key steps taken for quality assurance. If data are already collected, the list could be used as a frame to produce a report documenting actions taken to maintain high quality.

A framework for Citizen Generated Data

The following consists of questions to be considered by CGD producers on data collection, processing, analysis and dissemination and quality management.

Overarching – Quality management

1. The element is to see whether the organization has an overall quality assurance plan, a quality policy, procedures and organizational structures.
2. Overcoming underlying systemic and institutional obstacles, (especially because marginalized or intersectionally disadvantaged demographic groups are underrepresented)
3. Overcoming power imbalances (it is difficult to reach targeted groups, and even though they are included, they may remain overshadowed)

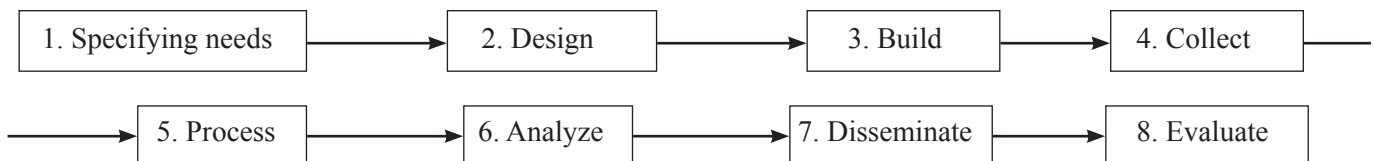
17 <https://ec.europa.eu/eurostat/web/products-catalogues/-/KS-02-18-142>

18 https://statswiki.unece.org/download/attachments/185794796/Quality%20Indicators%20for%20the%20GSBPM%20-%20For%20Statistics%20derived%20from%20Surveys%20and%20Administrative%20Data%20Sources_Final.pdf?api=v2, version 2.0, 2017

Quality considerations	Questions to respond to
<p>Availability of a quality assurance plan on: the working standards, the formal obligations (such as laws and internal rules) and the set of quality control actions to prevent and monitor errors, to evaluate quality indicators and to control different points at each stage of the statistical process.</p> <p>This item is valid for the institutional level, not particular on a specific data collection</p>	<p>Is there a quality assurance plan at the institutional level? What aspect does it cover? Please attach with the document (or add a link if available online)</p>
<p>Availability of a quality policy and its availability on the website</p> <p>This item is valid for the institutional level</p>	<p>Is there a quality policy that covers the principles and commitments related to quality of statistics? Is such policy available online? Please provide the document or a weblink if available online</p>
<p>Availability of procedures to plan and monitor the quality of the statistical production process</p>	<p>Are the procedures to plan and monitor the quality of the data production process available? Please provide the document or a weblink if available online</p>
<p>Availability of a clear organizational structure for managing quality within the institution.</p> <p>Examples of such a structure are:</p> <ul style="list-style-type: none"> • Quality committee • Quality manager • Centralized quality unit • Other structures, such as staff trained as “quality pilots” to act as project/processes coach/advisors) 	<p>Is there an organisational structure for managing quality within the organisation? Please describe briefly the structure and provide the document or a weblink if available online.</p>

These are the eight phases to be taken for official data production, as specified by Generic Statistics Business Process Model (GSBPM). They mostly apply to CGD. For each phase, questions were listed to guide CGD producers for their data production and documentation.

Detail of the data production and documentation



1. Specifying needs

Quality dimension	Quality considerations	Questions to respond to
Relevance	<p>Stakeholders identified and confirmed the detailed statistical needs (what, when, how and why)</p> <p>Describe (a) how the data collection fills data gap for SDG monitoring, especially for those marginalised and vulnerable population groups; and (b) how vulnerable and marginalised population groups are engaged as part of the Stakeholder consultation.</p> <p>It is important to focus on data gaps that cannot be measured by official statistics.</p>	<p>Please describe who the stakeholders are for your data collection?</p> <p>Please describe briefly what their needs are in terms of data and quality.</p> <p>Are the required data by stakeholders one-time efforts or data need to be produced in a regular interval?</p>
Relevance/Accuracy and reliability	All statistical needs are addressed by the proposed outputs	<p>Based on the stakeholder consultation, what are the proposed outputs?</p> <p>Please comment on whether your planned outputs, including data and quality will meet the needs of stakeholders.</p> <p>Please also describe whether your data collection will be an one-effort or will be carried out regularly with a fixed interval? If regularly, how often will the data be collected?</p>
Statistical confidentiality and security	Legal constraints regarding statistical outputs been considered, for example but not limited to ensuring confidentiality of data and preventing the disclosure of sensitive information?	<p>Have you reviewed relevant legal framework for the planned data collection?</p> <p>Is there any legal issue on data collection and use?</p> <p>Anything specifically related to the protection of confidentiality of individual level data?</p>
Relevance	Assessment of existing data sources, in terms of coverage, unit and item missing, etc.	<p>Have you assessed availability of existing data source in terms of coverage, non-response and level of precision?</p> <p>How does your data collection help fill in data gap?</p>
Adequacy of resources	Resource requirements for the proposed outputs and their quality measures been considered	Please provide a short description of resources allocated to cover the proposed data outputs and quality standard
Relevance	Compliance of concepts and definitions of variables with existing standards	<p>What are the key concepts and definitions in the data collection?</p> <p>How are they complying with the existing international and national standards?</p> <p>If deviating from the existing international and national standards, provide information on the deviation and the reason for such deviation.</p>
Relevance	Proposal to data collection conform to the requirements of the approval body	Describe briefly the approval process that you need to go through for the data collection

2. Design

Quality dimension	Quality considerations	Questions to respond to
Statistical confidentiality and security	Confidentiality rules and microdata access procedures	What are the rules for confidentiality protection and access to microdata for your data collection?
Relevance	Outputs fulfil users/stakeholders' needs	Describe the general considerations in designing the data collection to fulfil users/stakeholders' needs. Any specific considerations from the stakeholders that you would need to fulfil?
Coherence and comparability	Expected comparability over time if an earlier data collection has been carried out	How comparable will the collected data be with earlier time series? Indicate if this is the first time that such data are being collected.
Cost effectiveness	Re-use of concepts, definitions, classifications from existing data collections, as much as possible.	Are concepts, definitions, classifications associated with key variables or populations the same as existing data collection? If yes, provide a brief description. If no, please describe the main reason for not using the existing concepts, definitions and classifications.
Managing metadata	Plans for metadata management	Describe the plan for metadata management (easily retrievable, properly labelled; retention period indicated); collected/derived variables descriptions
Soundness of implementation	Data collection methods used	Describe the data collection method Is your planned data collection re-using the known methods and data collection system? If no describe briefly why the methods differ from existing methods. Does the planned data collection method suit the nature and volume of information to be gathered?
Managing respondent burden	Data collection versus publication	Percent of questions on the questionnaire for which data will be published
Managing respondent burden	Communication strategies to the public/respondents about the data collection	What communication strategies are used to the general public and respondents for their cooperation?
Methodological soundness	Sample design	If data are collected through surveys, describe how the respondent sample is selected.

3. Build

Quality dimension	Quality considerations	Questions to respond to
Soundness of implementation	Testing of survey questionnaire	Is the data collection questionnaire tested? After the testing, are changes to the questionnaire implemented?
Soundness of implementation	Testing of data collection tools	Is the data collection tool tested? After the testing, are changes made to the data collection tool?
Accessibility and clarity	Metadata captured and stored	Are metadata captured and recorded during data collection?
Soundness of implementation	Data processing (coding / imputation) and analysis tools tested	Are the data processing and analysis tools tested?
Soundness of implementation	Production system tested	Are programmes, routines and configured services tested?

4. Collect

Quality dimension	Quality considerations	Questions to respond to
Accuracy and reliability	Coverage of data collection, sample frame, unit/item non-response rate, sampling error, proxy rate	What is the coverage of your data collection? Does it cover all individuals that you would like to study? If data are collected through surveys, please describe the population frame used to identify respondents What are the sampling and non-sampling errors of your data? If data collection is planned for self-reporting, from what percentage of respondents data are collected from themselves?
Statistical Confidentiality and security	Security of data during collection	Describe the security measure taken to ensure data transfer is secured.
Soundness of implementation	Training of field staff	Describe the trainings provided to field staff, including the length of the training, topics covered and whether there is a set of guidelines for enumerators to ensure sound and standard implementation in the field, including engagement of respondents.
Accuracy and reliability	Quality control protocols during the data collection	Describe the quality control protocols during the data collection.

5. Process

Quality dimension	Quality considerations	Questions to respond to
Methodological soundness	Coding and classification error documentation (cannot be coded/classified)	Is there any documentation on the coding and classification errors?
Accuracy and reliability	Documentation of actual errors in the process	Is there any documentation on the data processing error?
Accuracy and reliability	Imputation rate	Is there any imputation done at the data processing stage? What is the imputation rate for missing values?

6. Analyse

Quality dimension	Quality considerations	Questions to respond to
Soundness of implementation	Methods used to analyse data	Describe the data analysis process, whether an internal team or an external expert was responsible for the analysis
Accuracy and reliability	Validate outputs: Check population coverage; response rate, paradata; metadata; other relevant data; macro editing; validating against domain intelligence	What is the process to validate the results from the data collection? What is the benchmarking data source? What methods are used to validate the results from the data collection?
Statistical confidentiality and security	Disclosure control measures	What measures are taken to ensure confidentiality of data?

7. Disseminate

Quality dimension	Quality considerations	Questions to respond to
Managing metadata	Metadata availability and accessibility	What is the completeness of metadata? Are metadata easily accessible for external users?
Quality commitment	Statistical products disseminated with quality statements/reports	What reports are being produced and disseminated? Are there quality statements/reports accompanying the data dissemination?
Transparency	Data release protocols/dissemination	Is the data release/dissemination plan available to the public?
Timeliness and punctuality	Timeliness from data collection to dissemination	The number of days (or weeks or months) from the last day of the reference period to the day of publication of complete and final results
Accessibility and clarity	Metadata captured and stored	Are metadata captured and recorded during data collection?
Statistical Confidentiality and security	Access to microdata by researchers	Is microdata accessible to researchers? What measures are taken to ensure data confidentiality?
Relevance	User satisfaction (data/metadata)	Is any assessment on how much the data collected meet the needs of users/stakeholders?
Managing metadata	Metadata availability and accessibility	What is the completeness of metadata? Are metadata easily accessible for external users?

8. Evaluate

Quality dimension	Quality considerations	Questions to respond to
Output quality	Overall evaluation	Is there any overall evaluation of the entire data collection process? If yes, please provide the document or weblink

PART III:



CGD ON SDG 5 AND 16 (NEPAL CONTEXT)

Nepal's Commitment to SDGs

Nepal has been stepping in the third year of its 15th periodic plan. We have now crossed five years after 193 member states of the United Nations (UN) made their commitments for implementing the 17 sustainable development goals (SDGs), 169 targets and more than 230 indicators. These targets and indicators officially entered in Nepal's Fiscal Year 2016-17. It is natural that Nepal's 14th periodic plan implemented prior to the SDGs could get little space on SDGs. Nevertheless, SDGs were the priority issues of the 14th plan as well. The Constitution of Nepal promulgated in 2015 was also an opportunity for Nepal to review the global social, economic, political and cultural issues in line with SDGs which got wider space of rigorous discussion and debate globally. The acts framed and enacted as per the mandate of the Constitution and the 15th five-year periodic plan now in implementation in the aftermath the onset of the SDG implementation phase, that is, since 2016 are the major instruments to review how the SDG targets and indicators are being reflected and to what extent we are in track to fulfil the global commitments.

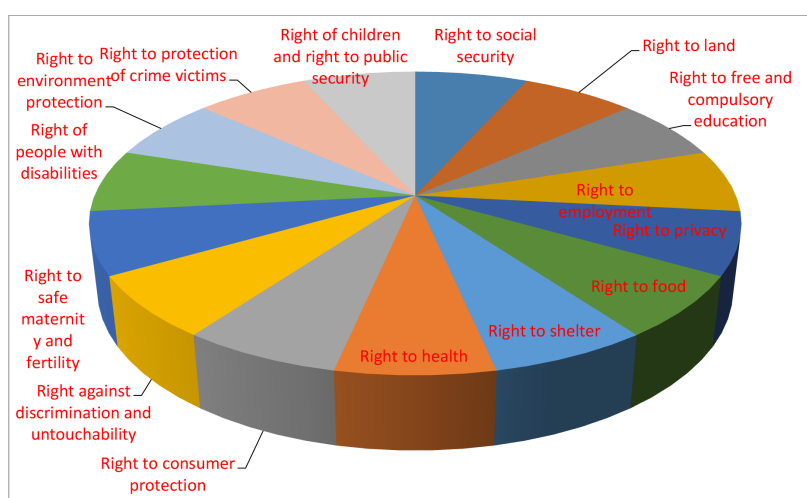
Nepal SDGs: Targets and Indicators

After a series of public consultations and collaborative work of the multi stakeholder working groups on SDGs including 158 targets, 479 indicators (including 245 national indicators) were adopted by the National Planning Commission in 2015. Regarding SDG 16, Nepal has shown commitment to fulfil all the 12 targets and 23 indicators. Similarly, all the targets and indicators set forth under SDG 5 have also been endorsed.

Policy Context/Environment

On 19 September 2018, 16 bills¹⁹ passed by the House of Representatives (HOR) and National Assembly were officially approved by the President as per the mandate of the Constitution which had stipulated that the laws related to fundamental right should be enacted within three years of its proclamation in 2015. Among them, four were originated in the House of Representatives.

Figure: 16 bills passed by the House of Representatives (HOR) and National Assembly on 19 September 2018



Source: NPC, 2021²⁰

19 These were right to social security, right to land, right to free and compulsory education, right to employment, right to privacy, right to food, right to shelter, right to health, right to consumer protection, right against discrimination and untouchability, right to safe maternity and fertility, right of people with disabilities, right to environment protection, right to protection of crime victims, right of children and right to public security.

20 https://npc.gov.np/images/category/SDG_16+_Report_final_version_June_28.pdf.

Right after four months of the promulgation of Nepal’s Constitution through the historic Constituent Assembly, the 17 Sustainable Development Goals (SDGs) of the 2030 Agenda for Sustainable Development — adopted by world leaders in September 2015 at a historic UN Summit — officially came into force on 1 January 2016²¹ after rigorous discussions in various forums created by the UN²².

Similarly, 12 constitutional commissions (including both old and new) have been formed and revitalised. The earlier established commissions like Women Commission, Dalit Commission have been converted into the constitutional ones. The commissions’ main role is related to accountability, inclusion, justice and to fulfil the existing gaps of the respective communities with regards to dignified life from the perspective of equality. The Constitution itself has paved way for direct involvement of the people and their representatives in the agenda of federalization, that is, connected to address the issue of inequality and exclusion. Local frameworks of remedy including writ jurisdiction assigned to the district and high court are the examples to quote here to reform our judiciary system. Regarding criminal justice systems, the Office of the Attorney General (OAG) has established victim cell and procedure on witness protection that might be useful to mention. Laws, by-laws and regulations being framed in all three levels of governments, that is, local, provincial and federal ones, can be expected to be the major vehicles to fulfil the SDGs as committed by Nepal.

Goal 5: Gender Equality and Women Empowerment

Constitutional arrangement of gender-friendly provisions such as citizenship with the identity of descent and gender, no discrimination on the ground of gender, right to ancestral property without discrimination based on gender, equal lineage right to women without gender-based discrimination, right to participate in state bodies based on inclusive principle and so forth is a positive move of the State towards achieving gender equality and empowering women. These institutional arrangements and mechanisms have helped in narrowing down the gap in many of the indicators to a certain extent. The Nepal National Review of SDGs on Goal 5 related to achieving gender equality and empowering women and girls shows Nepal on track to achieving gender equality and women’s empowerment.

The recently published ‘*Sustainable Development Report 2021- The Decade of Action for the Sustainable Development Goals*’ also shows the ratio of female-to-male mean years of education and the ratio of female-to-male labour force participation rate (%) on track or maintaining SDG achievement. Seats held by women in national parliament (%) are reported as moderately improving.

Progresses on Goal 5

Table: Summary of overall progresses seen on the targets and indicators related to Goal 5

Goals	Targets	Indicators	Remarks
Goal 5	Target 5.1 End all forms of discrimination against all women and girls everywhere	Gender Empowerment Measurement (Index): Increased sharply from 0.57 in 2015 to 0.925 in 2019 despite target set was 0.6.	
	Target 5.2 Eliminate all forms of violence against all women and girls in the public and private spheres, including trafficking and sexual and other types of exploitation	Women aged 15-49 years who experience Physical / sexual violence (%): Reduced from 26 in 2015 to 11.2 in 2019 far below the target (19.1)	

21 See <https://www.un.org/sustainabledevelopment/development-agenda/>.

22 The SDGs were first formally discussed at the United Nations (UN) Conference on Sustainable Development in Rio de Janeiro in June 2012 (Rio+20), and then in the UN General Assembly (UNGA) in September 2014. See for detail: <https://www.undp.org/content/dam/nepal/docs/reports/SDG%20final%20report-nepal.pdf>.

	Target 5.4 Recognize and value unpaid care and domestic work through the provision of public services, infrastructure and social protection policies and the promotion of shared responsibility within the household and the family as nationally appropriate	Average hours spent in domestic work by women (per day): Reduced from 14 in 2015 to 6 in 2019 but target was 11.87.	This finding looks impractical and thus needs revision.
	Target 5.5 Ensure women's full and effective participation and equal opportunities for leadership at all levels of decision-making in political, economic and public life	<ul style="list-style-type: none"> - Proportion of seats held by women in (a) national parliaments and (b) local governments - national parliament (%): Increased from 29.5 in 2015 to 33.5 in 2019 equal to target. - provincial parliament (%): Increased from target (33) to 34.4 in 2019 - (c) local government bodies (%): Met target of 40.5. - Proportion of women in managerial positions - Women's participation in decision making level in the establishment (%): Increased from 25 in 2015 to 29.61 in 2019 - Women's participation in cooperative sector (%): Increased from 50 in 2015 to 51 in 2019. - Women in public service decision making positions (<i>% of total employees</i>): <i>Increased from 11 in 2015 to 23 in 2019, more than target (17).</i> 	
	Target 5.a Undertake reforms to give women equal rights to economic resources, as well as access to ownership and control over land and other forms of property, financial services, inheritance and natural resources, in accordance with national laws	<p>Proportion of total agricultural population with ownership or secure rights over agricultural land, by sex; and (b) share of women among owners or rights-bearers of agricultural land, by type of tenure</p> <p>Number of enterprises owned by women: 247,880 (created new data)</p> <p><i>Women's ownership of property (land and house): Increased from 19.2 in 2015 to 33.9 in 2019 despite target (29.7)</i></p>	New status found

Source: NPC (2021)²³

23 *Nepal's roadmap for peaceful, just, and inclusive societies: A SDG 16 plus report.* Kathmandu: National Planning Commission, Government of Nepal. [SDG_16+_Report_final_version_June_28.pdf \(npc.gov.np\)](#).

Despite these achievements, there are several challenges to ensuring gender equality and eliminating violence, as recorded from the field. Discrimination still lies in the intersection of caste, class, and gender.

Summary of overall challenges seen on Goal 5

Goals	Targets	Indicators	Remarks
Goal 5	Target 5.1 End all forms of discrimination against all women and girls everywhere	<ul style="list-style-type: none"> - Wage equality for similar work (ratio of women's wage to that of men): Although increased from 0.62 in 2015 to 0.66 in 2019, could not meet target (0.72) - Gender Inequality Index: Although reduced from 0.49 in 2015 to 0.48 in 2019, this could not meet target (0.38) 	
	Target 5.2 Eliminate all forms of violence against all women and girls in the public and private spheres, including trafficking and sexual and other types of exploitation	<ul style="list-style-type: none"> - Lifetime Physical and/or Sexual violence (%): Reduced from 28.4% in 2015 to 24.3 in 2019 but could not meet target (22.2) - Children age 1-14 years who experienced psychological aggression or physical punishment during the last one month (%): Reduced from 81.7 in 2015 to 77.6 in 2019 but could not meet the target (59.9) - Women and girls trafficking (in number): Reduced from 1697 in 2015 to 946 in 2019 but could not meet target (725) 	
	Target 5.3 Eliminate all harmful practices, such as child, early and forced marriage and female genital mutilation	<ul style="list-style-type: none"> - Women aged 15-19 years who are married or in union (%): Increased from 24.5 in 2015 to 27.1 in 2019 despite target (18) 	
	Target 5.4 Recognize and value unpaid care and domestic work through the provision of public services, infrastructure and social protection policies and the promotion of shared responsibility within the household and the family as nationally appropriate	<ul style="list-style-type: none"> - Ratio of women to men participation in labour force: Reduced from 0.93 in 2015 to 0.61 in 2019 despite target 0.95. 	This indicator needs further revision.
	Target 5.5 Ensure women's full and effective participation and equal opportunities for leadership at all levels of decision-making in political, economic and public life	<ul style="list-style-type: none"> - Ratio of women to men in professional and technical workers (%): Increased from 24 in 2015 to 25 in 2019 but could not meet target (28) 	

	Target 5.6 Ensure universal access to sexual and reproductive health and reproductive rights as agreed in accordance with the Programme of Action of the International Conference on Population and Development and the Beijing Platform for Action and the outcome documents of their review conferences	<ul style="list-style-type: none"> - Awareness about reproductive rights among girls and women (%)- Proportion of women aged 15-49 years who make their own informed decisions regarding sexual relations, contraceptive use and reproductive health care.: Decreased from 59.5 in 2015 to 57.5 in 2019 despite target (68) - Percent of women of lower 20 percent by wealth quintile aged 15-49 receiving no one's assistance during delivery: New indicator proposed and current status is 14.7. 	New indicator proposed
	Target 5.b Enhance the use of enabling technology, in particular information and communications technology, to promote the empowerment of women	<ul style="list-style-type: none"> - Use of Internet by women aged 15-24 years (%): Increased from 19.6 in 2015 to 34.97 in 2019 but could not meet target (40.5) 	

Source: NPC (2021).

Voices of the Community People

Most of the female participants selected for this field study were home-makers. Because of early marriage, they could not complete their education. Hence, most of the female participants were engaged in household works and other informal sectors. A couple of females were employed (in a formal sector) and working as school teachers.

In a query related to wage equality, the respondents opined on the prevalence of wage inequality between males and females (for the same work). The patriarchal mindset, superiority in terms of strength, on-time availability, work-

Case Study: Unequal Pay for the Same Task

My name is Sunita. I dig sand in the nearby river. I got this work through the reference of my relatives. I get paid Rs. 700 a day for my work. The male workers get Rs. 1000 a day for the same work. The contractor believes males are sturdy hence are believed to be more efficient in the task. I believe females are also efficient and work as much as males. There is unequal pay for the same task. I don't feel like raising a voice though. If I do so the contractor is going to fire me and hire another female worker. Many other jobless females are willing to do the task for the same pay i.e., Rs.700 a day. If I happen to raise my voice it is going to cost me my job.

However, some females get paid as equal to males when they have skills. For instance, a lady contractor who builds a house is getting equal pay as a male contractor. Sometimes I wish I had also learned some kind of skills so I would get paid equally.

based discrimination, skills, etc., were the determinant factors for wage inequality. The inequality is more visible and widespread in informal sector-related work. Those employed through formal channels and in a formal sector and with skills received the same pay as their male counterparts, whereas, those employed with no contract or in a verbal agreement did not receive the same wage as their male counterparts for the same work.

In a violence-related query, most of the female participants had experienced minor physical violence to some extent. In regards to sexual violence, forced or discordant physical relations were reported.

The gender-based violence was less or none in the families where the females were employed and educated. The employed and educated female could even voice their opinion in household affairs. And their opinions were even heard. These categories of females felt self-empowered. The employed females could even spend the money as per their wish. The less or no employment or education resulted in violence for females.

Gender discrimination between a male and female child was also recorded. The discrimination usually was in the type of education received, household chores, priority in food consumption, etc.

Domestic household work was equally shared between males and females in employed families. The sharing of the household task was reported in the families where the females were employed and educated. The unpaid domestic task of the female members was even appreciated in those families. The unpaid domestic work, however, wasn't valued in less or uneducated families. The uneducated and unemployed families took the household work for granted of the females. The household work was considered a task to be done by the female members of the family.

The females in the formal sector were aware of the social protection and some of them were covered via insurance. The females working in informal sectors weren't aware of any types of social protection and neither had insurance covered. They were even unaware of the Prime Minister Employment Program, a government program under which a jobless Nepali citizen is provided subsistence allowance as well as employment for at least 100 days in a fiscal year.

There was a mixed reaction to decision-making opportunities. Ordinary household decisions were mutually agreed upon or even consulted in employed female families. The level of consensus was less likely in an unemployed and uneducated family where the male head of the family was a decision-maker. However, when it came to decisions like buying or keeping the property in their names, the voices of a male member of the family were dominant. Some females reported having land and property in their names though. This was because of the exemption in tax policy. However, some females reported that the property, land, etc., were in their husband's name. The issue of trust in their female partner was reported behind the cause.

Educated and employed female participants were aware of sexual and reproductive health and reproductive rights. The females reported that they could speak openly with their male partners concerning reproductive health. Education, social media, campaigns on health had made them aware of reproductive health. However, when it came to having a child most of the time it was the males' decision, or rather the birth of a child was unplanned.

According to the selected FGD female participants, physical violence was reported by the respondents during the discussion. Domestic violence was more often related to alcohol consumption. Domestic violence related to alcohol was a cause of unemployment. The male particularly the husband would smack their wife when drunk. Alcohol-related violence also led to economic, psychological, emotional, and sexual violence. These types of domestic violence were settled and resolved in mutual agreement instead of seeking legal remedies.

Bad practice of discrimination in education between boys and girls was recorded from the field. In the past, such discrimination was largely in practice. In recent times though due to awareness and change in perception, the guardian's tendency to discriminate against children has lessened.

Discrimination in wages for the same work was also reported. Males were believed to do more difficult tasks whereas females were considered weak. This misconception had led to wage discrimination for the same work.

The harmful practice of early marriage was also reported. The early marriages however were done in a secret arrangement on the guardians' consent where the boys and girls were not mature enough to make an informed decision about a life partner. Early marriage occurred, particularly with low- and middle-income families. The cultural rites were also responsible for early marriage in many instances. Marrying early was justified with protecting daughters from sexual assault. The poor families took girls as an economic burden and hence married their young daughters before they become an economic liability. The practice of dowry and dowry-related violence, nevertheless, was insignificant and hence rarely or not reported.

The trend of getting citizenship and thereafter the passport to go abroad was exceedingly in practice. Particularly the low- and middle-income families got the citizenship and passport for their children through whatever ways to send them abroad to earn money. The trend and desire to go abroad is no exception among well-to-do families as well.

Case Study: Citizenship and Passport for Minors

The trend to go abroad is increasingly in practice. The parents of the minors claim their children to reach the legal age to obtain citizenship even if they are only the age of 14/15. The parents by all means prepare the necessary documents. Sometimes they even negotiate with the Ward office for the necessary recommendation to acquire citizenship. Once they get citizenship, they are eligible to get a passport.

I have tried my best to make youths stay here and work. Programs related to and targeting youths have also been initiated. But the craze to go abroad is beyond my explanation.

One of the members of the Women's Network

Community participation in the program and planning was weak. Nevertheless, one of the members of the Women's Network mentioned that people are invited to participate in the programs. Initially, people show no sign of interest to participate but later people tend to blame the authorities for not being included in plans and programs. Some participate in the plans and programs though.

The above incident ridicules the basic principle of Leaving No One Behind (LNOB). A commitment to 'Leave No One Behind' (LNOB) is at the heart of the 2030 Agenda for Sustainable Development. Undoubtedly, the concept of LNOB that encompasses individuals, groups, and countries is at the core of the SDG Agenda. LNOB is intrinsically linked to social exclusion. The concept of LNOB is analysed through five dimensions namely: social discrimination, spatial disadvantage, socio-economic status, governance and shocks, and fragility. However, addressing the self-excluded, which is known as the cognitive dimension, in the mainstream of development is vital and also a challenge.

The transparency issue of plans and programs was raised by the participants. The community people did not know the budget, amount, and quality of development-related works by the ward or municipal office. The participants complained about the construction of a community building that is ongoing for the last three years. The social audit was unheard of to the participants. This led to the concern of good governance also.

Case Study: Selective Silence and Passive Participation

This incident relates to formation of a committee in a school. There are two vacancies available in the school. A political party member came and formed a committee. Six lakhs budget has been disbursed for the school. I tried to inquire. The principal was indifferent and said there is no point in talking to illiterate people like me.

When I raise a voice I do not get an answer. Rather I am ridiculed for not being educated enough to speak. Hence, I select to remain silent. Women do not question and participate actively and even if they participate they prefer to self-exclude themselves from any kinds of arguments. Females just endorse and sign the attendance sheet of their participation.

A political party member

The participants were also affirmative when asked about their voices being heard in planning and programs. The women's voices were, however, heard if they were raised in groups rather than individually.

In regards to reproductive rights and reproductive health, when inquired about the birth of the child, the female participants opined that the birth of a child was a unanimous decision made by both husband and wife. There also have been no reports of feticide or genital mutilation. Unwanted pregnancies resulted in abortions though.

According to the selected youth informants, wage discrimination was immense in the past. Women used to get half the salary of men. But in recent days because of awareness and efforts made by different organizations, the discrimination has lessened. Discrimination still exists in the informal sector particularly work related to agriculture,

construction, etc., as compared to formal sectors. For instance, women cultivate paddy the men plough the field. The mentality that men's work demands more toil than female's work is still prevalent in society. Though in reality, both works are equally toiling.

Nevertheless, there is no different pay for the same work for skilled workers for both men and women. For instance, the female carpenter or a mason gets equally paid like men. Skill determines the pay rather than the nature of the work.

As a youth, we have launched a campaign for 'Equal pay for equal work'. The situation has become better. The pay rate of females has also increased in recent times. The females mostly associated with trade unions, organizations, or networks dare to raise their voices for equal pay for equal work. And their voices are addressed to some extent also. Those not associated with unions, networks remain silent or do not dare to raise their voice because of the fear of losing their work. The interesting part is if the daily wage laborers are called to join the unions, they prefer not to. Participating in unions', etc. demands time. The daily wage labourer would prefer not to participate in such meetings rather would opt to work to meet their daily needs.

Being a member of a youth club, we are planning to assemble discriminated laborers and ask them to discuss the wage-related issues among themselves so they become aware of equal pay for the same work. Some conscious females working in sand mines have formed a group and started their sand picking work. However, these females, due to lack of education are unaware of government taxes and policies related to mining and they become victims of fraud. The youth club is planning to make these females tax and policy literate so that they do not become victims of fraud. To minimize wage discrimination, the youth club has also launched a campaign for an hourly pay system. This has helped in minimizing the wage inequality.

Gender-based violence is seen and heard in the community. Unemployment, scarcity of money, alcohol-related violence, compelling for divorce, etc., are the prime reason for physical, mental, and economic violence. In most cases, early marriage led to sexual violence. Girls marrying early aren't physically and mentally mature. Due to the lack of physical and mental development of the girl, the husbands of such girls are inclined to practice illegal sexual relationships. Females experiencing physical violence (including intercourse without consent) are hesitant to talk openly of such violence because it is a taboo subject in our society.

The GBV in poor and lower-class families is reported, hence it seems violence occurs mostly in poor families. Violence occurs in well-to-do families as well. Because of family prestige and social stigma violence in rich families go unreported. The challenge for us as youth is how to encourage the victims to bring out that violence and report it. The positive side however is that, after the post-earthquake disaster, people have become more aware of GBV and also learned where to file a complaint against GBV.

Caste-related violence and discrimination are still prevalent among the aged and conservative people and families, particularly in Brahmans. For ethnic communities, caste-related discrimination is less significant. Nevertheless, because of the legal provision and fear of punishments, people do not practice caste discrimination in public. However, because of the ancient custom of the caste-based system, discrimination and violence still exist and are practiced covertly and tacitly.

In recent times, social media has become a way of experiencing psychological violence both for males and females. For instance, females (males too) whose husbands/wives reside/work abroad were reported to experience more psychological violence in absence of their male/female partners because of the trust issue. The narrowed world, because of social media, the distant living, etc., has created mistrust and led to fragmented relationships.

Case Study: Youth Voice on Psychological Violence and Economic Violence

The emergence and use of social media have become one of the major causes of psychological violence. I remember an incident where a husband who was residing abroad had called his wife and questioned her about her whereabouts when she uploaded a picture on Facebook with another guy. The husband would frequently call her wife and question who he was. The wife had a hard time convincing her husband that the guy in the picture was just a family friend. The frequent call of distrust had caused mental trauma for the female. This is just one example out of so many others. The males who work abroad also experience such

violence from their partners. But comparatively, females are more in a vulnerable position than males when it comes to experiencing physical, psychological, and economic violence.

The everyday quarrel of these types created skepticism and distrust among husband and wife. Sad but true, I have even seen a happy marriage ending up in divorce.

The other type of GBV is related to finances. Husbands usually question their wives about the money that they had sent while they were working abroad. The problem for the females lies in not being able to give an account of what has been spent, even if the money had been spent for a noble cause. This squawking germinates quarrels and distrust among partners. Physical violence is then imminent.

The evil practice of witchcraft blaming was reported in the past. But in recent times, due to access to technology, education, awareness campaigns against such evil practices have substantially reduced such bad practices. The practice of dowry and dowry-related violence was insignificant. The unreported or undisclosed grudges and the distressed relationship between mother and daughter-in-law are visible but they do not often result in violence. The grudges are settled within.

It seems though science and technology on one hand have curbed superstitions whereas, on the other hand, it has also become a reason for mistrust, distrust, and divorce in some cases.

The victims have started to come forward and report against the perpetrators. Even if the victims do not go directly to the police station, the practice of filing complaints and notifying social organizations of the incidents have increased. A youth club has initiated and launched various awareness programs such as making people aware of their rights, making the victims believe in the justice system, asking the concerned to prioritize women's cases, etc. However, a challenge to swift justice for the victims is the frequent and periodic transfer of authorities. For example, it takes time for a police officer to unpack and understand the victim's case. By the time s/he is in a position to deliver the investigation, they are transferred to another area. The newly transferred officer takes the same amount of time to understand the case. This has delayed justice for victims. It is not a good feeling to see the perpetrators free instead of being behind the bar.

Bad practice of early marriage was reported. The technology was also held responsible for early marriages. Young people get acquainted through social media such as Facebook and fall in love. Without knowing the person, the youths get married to one another. Fraud related to foreign employment as an evil practice was also stated in the interview. Different and additional tasks other than said while employing (labour fraud), discrimination between girls and boys in their education attainment (boys were sent to private schools whereas the girls attend public school) were some of the commonly recorded bad practices prevalent in the community. The girl's education was thought of as a burden and extra expense. The general perception that girls will marry and go to their husband's houses was the cause of discrimination in attending schools. Early marriages and the practice of polygamy were reported. The guardians compelled the early marriage. A religious and cultural belief particularly in the Thami community was responsible for early marriages. The parents of the Thami community believed if they marry their daughters early, they will be blessed and their spirit will dwell in heaven after their death. A girl as young as aged 13-14 had got married. In other cases, the early marriages were decided by the girls themselves. A case of a young girl was reported; the girl had fallen in love and had eloped with a guy against her parent's wish. Discrimination in the name of religion was also reported. For instance, discrimination or non-participation because of being a Christian or Buddhist. The socialization process was seen to perpetuate bad practices.

The safety and protection of a worker are never considered a priority. The workers working in sand mines or lifting stones for instance are hardly seen using boots, helmets, or gloves. The safety measures are taken only during inspection to avoid penalties and fines. Women's participation in development works and other sectors is limited. Participation is only for the sake of participation. Women's participation in development and construction and other sectors is steadily increasing though. The meaningful and active participation of women is still a distant reality. Women are deprived and are not allowed to decide and lead despite their abilities and desires. The participation of women is done only to ensure the rights given by the constitution (33% representation) and to fulfil legal requirements.

The availability of health workers in health posts has made females aware and open towards reproductive rights

Case Study: Desire to Lead and Serve

Women have a strong desire to be in leadership and decision-making positions. Most of the elected female representatives at the local level are associated with some networks. Their association with networks had paved the way for their opportunity in local-level elections. They were also empowered enough to raise their voice and claim for the positions. Had they not been associated with networks/organizations they would never dare to seek the leadership position. A woman in a leadership or decisive position can pave the way for other women. Women in a leadership position can also set an example and encourage and empower other women.

The youth club runs awareness, capacity building, and training programs to empower women. An example of a female who could not even introduce herself in public is now a vice-president of an organization. Women have the desire to learn, lead and serve. Women feel pride when in a decisive making position and role. I can give you numerous examples of women-led development-related work that has been accomplished on time and with zero corruption too, because of a high sense of ownership.

Women's leadership has challenged the status quo.

and health. Education, media, etc., have also made women aware of reproductive health and rights. Uneducated and economically backward communities are still deprived or unaware of their reproductive rights and health. Even if the female members of the poor and backward families are aware, it is because of the indifference of male partners. The females of those families are deprived of reproductive rights and health. Hence, the youth clubs these days are focused on educating and counselling males in regards to reproductive rights and health.

FGD with female participants was conducted on 'Peace, Justice and Strong Institutions'. The discussion was concentrated on the goals and indicators of Goal 16 mainly around the issues related to promoting a peaceful and inclusive society for sustainable development, ensuring access to justice for all, and establishing effective, accountable, and inclusive institutions at all levels. Questions related to violence, abuse, exploitation, trafficking, access to justice, perception of corruption, transparency, accountability and good governance, inclusion and participation and representation, access to information, etc., were discussed.

In a question related to discrimination and access to justice, the flood and earthquake victims had grievances about not receiving the instalment amount that the government had promised to give them for the reconstruction of their houses. People also complained about discrimination in grants distribution. The government grants were given to initiate income-generating activities to support the livelihoods of the flood victims. One of the females said her name was on the receiving list for the grants. Later she came to know that her name was not on the list. She asked about it but no one told her the reason for the same.

Likewise, unfair distribution of relief materials during COVID-19 pandemic was also reported. People who had their own houses got relief packages whereas those in rented rooms or houses were excluded from getting any kind of relief materials. The only thing they got was false hope of support from the elected representatives. Work-related discrimination between males and females for the same work existed. Nevertheless, there was no wage-related discrimination for females for the same work for those employed in the formal sector.

Violence was reported too. However, the violence was among and within the family, between haves and have not. A

Case Study: Equal Pay for the Same Work when Formally Employed

My name is Rama. I work in Bhotekoshi Hydro Project. I get paid the same for the same work as my male co-workers. I have a contract signed with the company. The males, however, get overtime. The overtime is optional though. Females generally do not opt the overtime due to household chores, whereas males do.

rich or a comparatively well-to-do family would do violence or try to oppress those who are not well off than them. These types of violence would occur more due to jealousy or resentment. Bitterness among families was also a source

of violence. The class was a cause of violence. Because of a homogenous community caste-related violence rarely occurred in the area visited.

Recently no incident of trafficking was reported in the community. In the past though, trafficking had happened. One of the participants said her sister-in-law had disappeared and her whereabouts are still a mystery.

Unsafe migration during the monsoon was reiterated as one of the major issues for the community. Due to floods and landslides, the community people migrated to safer places during the monsoon and returned to their homes during the dry season. The recent flood and landslide caused havoc and panic among the community people because it cost people's lives and property. At the time of the monsoon, people would leave their houses during the night and return to their homes during the daytime. The seasonal or periodic migration to other areas was reported as unsafe. The affected and especially the poor people had difficulty in managing their daily basic needs. To make the situation worse, incidents of looting and terrorizing unsafely migrated people were also reported.

People going to foreign employment was a common phenomenon in the community. Both males and females would go to foreign employment because of a scarcity of employment opportunities. The participants opined that people opted for foreign employment even if they were burdened under debt, as going abroad, especially the Gulf countries have become a trend.

In a query related to access to justice, initially, the victims are barred or abstained from reaching the judicial system. Wherever there is an issue, the victims are compelled to resolve and reconcile the issue among themselves firstly. The reconciliation is primarily based on compensation in cash or kind, fear of re-victimization from the perpetrators, families' prestige, etc. The complex and lengthy legal process, and lack of knowledge about the available legal paths was also reported as a hindrance to access justice, especially for women and the poor. Access to basic services

Case Study: Bewilderment in Accessing Vital Registration

My name is Shanti. I am not able to register the birth of my child. My husband does not have citizenship. I do though. My husband had come from Khotang long back. He escaped from his house when he was a child. He does not know about his ancestral whereabouts. He has been living in this area for so many years now. We applied for his citizenship, the ward officer asked recommendation from his birthplace and he is not in a position to get one. We do not own anything. Since we could not get his citizenship, we are not able to birth register of our child. I feel our child will be barred from getting other government services when he grows up.

My name is Manju. My sister-in-law had a baby without legally getting married. The guy fled leaving my sister. Now the child is at the legal age of getting citizenship. Initially, we were told that citizenship can be obtained from the mother's name if one wished to do so. But now the ward office isn't giving us a recommendation letter stating that the provision is under consideration and no such recommendation can be issued. I am confused if this is factual or the ward office is reluctant to give us the service.

and vital registration such as birth, death, and marriage registrations, etc., were reported as smooth and swift. The participants reported no barrier or obstacle to receiving those services. These types of vital registration were done within the stipulated time of thirty-five days. As stated above though, one of the major hindrances to women's access to justice was lack of legal remedies and lack of knowledge about who and how to approach for availing the services.

People's perceptions of corruption and the different ways they experienced it were reported. Direct demand of money in lieu of public services (like citizenship's recommendation or marriage registration, etc.) was not rendered though. However, unnecessary delay prompted the service receiver to offer money to accomplish or expedite their files. Despite facilitating the services, the authorities at the service providing end delayed. The better way for the service receiver to expedite their work was to negotiate with the officials by offering cash in return. The inducement offered eased the work, which not only saved the service receiver's time but also extra money which otherwise would have been spent in the follow-up of the task.

Public participation, transparency, and accountability in regards to program, planning, and budgeting were merely limited to papers only. The participants stated they were never informed or included in planning and programs

activities. The female participants opined that their voices were never included in the plans and programs. All they did was signing a paper for a record to mark their presence. This shows the passive participation of females. The passive participation of females was mainly because of poor educational background. The female participants said though they could not read properly but understood what was going on. Their inquiry on plans and programs was also not entertained. The participants said they seldom inquired too as they do not know the approval of programs. And even when they inquired, all they got was equivocal answers from the concerned authorities.

Almost all the female participants were eligible to vote and had a voter card. Though, they could not cast their votes on their free will. It was the male or head of the family who decided whom to vote. The voting issue was more of a political choice than individual freedom.

Basic information was easily and swiftly available according to the participants. The mobilization of volunteers had eased access to information. For instance, the volunteers would convey the time, date, and location of the COVID vaccination. Though the participants were unwilling and disinclined to know about the information regarding the budget, development-related works, etc.

Table : Summary of progresses seen on Goal 16

Goals	Targets	Indicators	Remarks
Goal 16	Target 16.1 significantly reduce all forms of violence and related death rates everywhere	<ul style="list-style-type: none"> - Proportion of population that feel safe walking along around the area they live (59.7%) - Reliability of police services 1–7 (best), score (4.1) 	
	Target 16.2 End abuse, exploitation, trafficking and all forms of violence against and torture of children	<ul style="list-style-type: none"> - Children age 1-14 years who experienced psychological aggression or physical punishment during the last one month) (77.6%) - No. of children trafficking to abroad (including India) per annum (23: reduced from 64 in 2015) - Proportion of young women and men aged 15-29 years who experienced sexual violence by age 18 (2.1) 	
	Target 16.5 Substantially reduce corruption and bribery in all their forms	<ul style="list-style-type: none"> - People's perception on corruption (% of people with at least one instance in the past 12 months that require to give a bribe/present) (Corruption index score: reduced from 29 in 2015 to 10 in 2019) 	
	Target 16.6 Develop effective, accountable and transparent institution at all levels.	<ul style="list-style-type: none"> - Primary government expenditures as a proportion of original approved budget, by sector (or by budget codes or similar) (Increased from 76 in 2015 to 77.9 in 2019) - Proportion of population satisfied with their last experience of public services (80) 	
	Target 16.7 Ensure responsive, participatory and representative decision making at all levels	<ul style="list-style-type: none"> - Proportions of decision making positions held by women in public institutions (increased from 15 in 2015 to 20% in 2019) 	

	Target 16.a Strengthen relevant national institutions, including through international cooperation, for building capacity at all levels, in particular in developing countries, to prevent violence and combat terrorism and crime	- Existence of independent national human rights institutions in compliance with the Paris Principles (increased from 1 to 3)	
	Target 16.b Promote and enforce non-discriminatory laws and policies for sustainable development	- Proportion of population reporting having personally felt discriminated against or harassed in the previous 12 months on the basis of a ground of discrimination prohibited under international human rights law (13.29)	

Source: NPC (2021).

Table : Summary of progresses not seen on Goal 16

Goals	Targets	Indicators	Remarks
Goal 16	Target 16.3 Promote the rule of law at the national and international levels and ensure equal access to justice for all	<ul style="list-style-type: none"> - Proportion of victims of violence in the previous 12 months who reported their victimization to competent authorities or other officially recognized conflict resolution mechanisms (increased from 4.2 to 7.5) - Transparency, accountability, and corruption in public (score out of 6): remained stagnant at 3 from 2015 - Good governance (Reported along a scale of -2.5 to 2.5. Higher values correspond to good governance) for control of corruption: The 2019 record shows -0.90. 	Although reporting of victimisation to competent authorities got increased, transparency, accountability and corruption in public remained stagnant. Good governance score is also poor.
	16.8 Broaden and strengthen the participation of developing countries in the institutions of global governance	- Proportion of children under 5 years of age whose births have been registered with a civil authority, by age (decreased from 58 in 2015 to 56 in 2019)	This demands quality improvement in collecting birth registration data.

Source: NPC (2021).

The selected youth participants reported that the incidents of trafficking had lessened in recent times. This was mainly because of the availability of the services and facilities. Minors eloping with their boyfriend was also an issue in the past. However, the successful attempt of rescuing some of the eloped minors spread a message that the runaway can be brought back home, hence they were scared of eloping or fleeing.

Participants reported positively when inquired about access to basic services. The participants had no complaint about receiving basic services. The vital registration such as birth, death, marriage, migration, etc., were received swiftly. The ward authorities even encouraged the service seeker to register such vital information within thirty-five days.

Most of the participants had a voter card. The voter cards were made with the readiness of the rural municipality. The municipality also announced the issuance of the voter card to those who did not have it. People were also encouraged to get the National Identity Number (NIN). The casting of the vote, however, was not an individual right. The participants could not freely exercise their voting rights. It was the husband or the male head of the family who decided whom to vote.

Access to information was not an issue for the participants. The basic information, for instance, related to COVID-19 vaccination, etc., was made public through local youth clubs. The participants were free in receiving information from the concerned authorities. However, the participants lacked awareness and individual rights that one possesses to access the information.

The selected youth informants, children, both boys and girls, as young as eight to sixteen years were reported missing. Some children particularly girls who were reported missing have been found married. Some have vanished with no trace. The children of poor families were found to be lost more. The class of a family is a more determinant factor than a caste in the missing cases. Because of Facebook and social media, people get easily connected and especially the girls elope with unacquainted persons. Underage youths who get citizenship and passport by different means have also been reported missing abroad. Some youths run away from homes for better prospects and get exploited. Since Sindhupalchok is an adjoining district to Kathmandu, parents voluntarily send their young kids as domestic helpers, such kids are highly vulnerable to exploitation. Young kids also get fascinated by the show-off of their friends, who had lived in cities for a while and get inspired to leave homes.

High cases of temporary migration in the name of foreign employment were quite common in the area. People also migrated permanently to cities and towns for a better future. Calamities like earthquakes, floods, and landslides have also compelled people to migrate to safer places with no other options left. The migrated victims were more concerned about survival rather than safety after migrating. The hardship of life was a push factor whereas the unfamiliar and unseen better future was a pull factor.

A support program named ‘Sunaulo Bihani’ was carried out by the youth club to curb the flee of the young kids. The program was targeted for the school-going kids to make them at least complete their high school. The parents were also involved in the program. However, because of hardship, poverty, illiteracy, ignorance, and indifference of the parents, the situation hasn’t improved much.

The government officials only act when such cases are reported. When the cases get unreported, no initiative is taken for the missing or exploited cases. The families who have willingly sent their kids do not report. Others do not report missing/trafficked cases in a hope that fled kids will come back home someday by themselves. In the cases of trafficking, it is run by a large network group. The main perpetrator never gets caught. Those who get caught are the primary contact (agents). These agents are somehow acquainted or known persons to the trafficked person. These agents do not have any idea about who the real person behind the scene is. It is also almost impossible for the concerned officers to track the main perpetrators because of the long chain and network of the gang. Finding a missing or trafficked person sometimes becomes a lifetime journey for a family.

There is a Ward Child Committee but the committee is not proactive. The media coverage of incidents is also less compared to cities, so the officials also do not act proactively unless pressurized. Some incidents go unreported and unattended due to political patronage. People also do not report the incidents because of the cumbersome, lengthy, and expensive justice process. Thus, the question is who is to report such incidents and get involved in the judicial hassle.

Justice has prevailed for some though. The victims of discrimination, trafficking, conflicts, etc., have received justice. However, because of the cumbersome, lengthy, and expensive justice process, people receive justice at the cost of their lifetime earnings. They win the case but at the risk of losing everything. Hence, people express no joy even after getting justice.

The club frequently runs the anti-trafficking campaign. There is also an incident where the trafficking agent has left the hideous work and joined hand in the anti-trafficking campaign. One female in the club now advocates for anti-trafficking who was previously notorious for her trafficking act.

The cases of corruption have increased in recent times. Bribing and negotiating to get a work/project has become common. Technical corruption has massively increased in recent times. Engineer or the technical guy responsible for ensuring the quality of the development works ignores the quality measures and endorse his/her approval when

bribed. The compromise of the quality of the work is corruption. Bribing to get the work and also bribing to endorse the low-quality of the work after its accomplishment is a common phenomenon in development-related works. The policy/legal loopholes have been exploited at their best by the political party cadres. The policy ambiguities are managed in such a way that there is no way to prove that the person is corrupt. People also do not have the intent to report because the negotiation is done within and among themselves or nepotism prevails. The development-related tasks are also politically managed and handed to the party cadres. Thus, the common people do not dare to complain and/or become indifferent. Unless the political rivalry prevails, no complaint is filed for the wrongdoings. Procurement, bill payment, cost, construction process, etc., have to be transparent and accessible to all. Since the representatives are elected, they should be made accountable for any misconduct.

The community people have become apathetic of budget, activities, development-related works, etc., due to inefficient monitoring of the public hearing. The government directive of no public gathering due to COVID-19 has also fuelled the arbitrary use of power and resources. Some elected representatives have found a way not to include community people while deciding on budgets and projects. The social audit is limited to paper and formality. Transparency and accountability of the authorities have deteriorated in recent times. Representatives somehow feel accountable to the work/task done through the committee or in a group. No one is held or feels accountable for the works done through contractors/contracting. The quality of the work is also compromised that is done through contractors. As the contractors spend a good chunk of the amount in bribing public officials to get the contracts, the question of being accountable is no one's business.

There has been an improvement in public participation in local-level programs. Women's participation has also improved in recent times but there has been no significant improvement in the leadership of females in public spheres. Mostly women's participation is limited to meet the legal criterion only. And their voices are seldom heard. Women who raise their voices and have access and connection are heard and have control. Most of the women's voices go unheard though. The mandatory inclusion of 33% female representation in public arenas has increased the inclusivity and representation of females. Nevertheless, the hearing of their voices is still an area of improvement if the SDG target of participation and representation is to be realized. There is also less participation and representation of disabled, poor, and third genders in public decision-making. Participation particularly of women, Dalits, Janajatis, other minorities like people with disability, third-gender, and the poor gets ignored. Unless there is meaningful participation and representation of all sects of the population, there is a challenge to realize the SDGs.

The voluntary participation in public committees has made most of the general community people reluctant to be a

Case Study: Participation, Power and Control

Women are involved in normal household chores. Their participation and decision are limited to normal household chores. They lack the power of control and decision-making. For instance, a female member of the house raises a goat. She has full rights, responsibility, and control over how to nurture it. But when the goat is ready for a sale, it is the head or the male member of the family who has the upper hand to decide the price, keep the after-sell amount. Women's access and participation have increased but they lack power and control over the resources and are still limited to paper.

member of such committees. Since the committee's participation is voluntary and unpaid general people do not see any benefit from such participation, they disengage themselves from such committees. People who think can benefit, socially or politically or in any other ways, voluntarily participate in such committees. These are the sect of people who stay in the committees and also take advantage of being in the committee. Rest self-exclude themselves.

A large number of the population do not utilize their right to vote autonomously. Youths who are not associated with any political parties utilize their votes as per their wisdom. Political party affiliation is voting by instruction than voting by interest. There is also a large number of the population who do not use their voting rights. They think that their voting or not voting is not going to bring any change. They abstain from voting. It is the male member of the family who decides whom to vote. The common and illiterate people are deluded with a false rumour that the casting of their votes is recorded in the CCTV. This has also barred general people from casting their votes independently. There is a need for general awareness that casting the vote is secret and personal choice.

People are aware of vital registration like birth, death, marriage, divorce, etc., and they register such events too. But due to the lack of officials in the ward office, sometimes the registration gets delayed. When the ward secretary is busy and not available in his office, such registration gets delayed, because it is the Ward Secretary who endorse such registration. Unless otherwise, registration of such events was also reported swift and easily accessible.

General people have access to information. But due to difficult geographical terrain and lack of adequate staff, there is a delay in the relay of information. The provision of a communication officer in Wards has facilitated the access and communication of information. The community people can easily contact the communication officer via email, phone, etc., for any required information and services. The information is provided through the Citizens' Charter too. Though most people are unaware of the right to information. It is the learned person who seeks information. If the information is inquired it is available, but the question remains whether the information is swiftly available to people who do not have easy access and who are not in a position to inquire about the information. People should be made aware and knowledgeable about their right to information.



LESSONS LEARNED AND CONCLUSIONS

Lessons Learned and opportunities

As a pilot project, there are some lessons which may be useful for everyone involved and willing to get involved in CGD for SDGs. The following lessons and opportunities will be useful for future endeavours:

- It is necessary to set more examples how the citizen generated data can contribute so that discussion and actions can go ahead more concretely.
- As a relatively new approach of civil society engagement, it is necessary and an opportunity to take the CGD initiative forward by integrating this in the ongoing actions of CSOs. This approach will add value to the CSOs' mobilization and monitoring of the SDGs.
- Qualitative and quantitative information can be utilized to generate stories, insights and they can be linked to human rights. As most of the SDG indicators can be linked to human rights instruments, CSOs can make strong basis to hold the authorities and development partners accountable.
- Making the CGD toolkit more concrete and including other processes such as community score card (CSC) and people's scorecard would enrich the ways for CGD. This will also make the scope of SGD approach broader, accommodating more actions, initiatives and campaigns.
- Governments do not recognize and validate CGD; this is because of the lower data quality as well as lack of policy provisions and indicators for such data. This is where action is required and thus opportunity for future engagement.
- Many other governance tools can be applied to contribute to CGD. For this context, the term 'data' should be demystified to include qualitative studies, case studies and stories which can also indicate gaps.
- CSO leaders and concerned stakeholders have suggested that CGD campaign should be continued with wider coverage to all provinces and local levels. Then it can involve more civil society leaders, activists and researchers in the SDG monitoring.
- NPC, CBS, and NHRC have been collecting/producing macro-level data for an official purpose, but there is a need for micro-level data which captures 'LNOB groups'. For this, CGD can play an incredible role by producing micro-level data from the CSOs' perspective.

Conclusion

Piloting exercise for CGD has been successfully accomplished in close coordination with government entities, CSOs, and other concerned stakeholders. Several national level meetings and community consultation and voices have been collected. The knowledge products, experience and exposure in this process have been useful for better understanding and future endeavours. Capacity building training to youth, national conference on CGD, national forum on SDG 5 and 16, community score card practice in two local governments of Kathmandu and Kavre districts, community consultation meetings in Dhanusa and Sindhupalchok districts, sharing and dissemination meeting with concerned stakeholders and CGD toolkits have been accomplished.

With regards to SDG monitoring, indicators or guiding questions for SDGs 5 and SDG 16 have been prepared and will be useful beyond this piloting. The data was collected from the communities by using methods of focus group discussion, and key informant interviews with youth, women, and duty bearers. The CGD toolkit will be useful to guide the actions ahead. The toolkit itself will be improved or refined by learning from experiences. CSOs will use the toolkit in data collection, processing, generating insights and dissemination. The toolkit has set up some requirements for data and SDG monitoring, including conceptualization of issue, research with scientific reasoning, conducting the advocacy on SDGs gaps, and supporting policy influence.



NGO Federation of Nepal

Buddhanagar, Kathmandu, Nepal

P.O. Box: 7768

Phone: +977 1 4792908, +977 1 4791368

Fax: +977 1 4790559

Email: info@ngofederation.org

Website: www.ngofederation.org